

FuturesCom

Bi-Weekly Financial Outlook # 328 Sunday September 27th, 2009

Equity Indices • Treasuries • Forex • Precious Metals • Energy

Sunday, September 27th, 2009, 5:00 AM South Florida Beach Time

“Courage in a Speculator is merely confidence to act on the decision of his mind”

The Sensational Stock and Bond Markets

DOW JONES INDUSTRIAL AVERAGE

Resistance should appear near 9706.00 to 9737.00 .. A close over is friendly and augurs for a test of 9821.00 to 9837.00 and eventually the 9921.00 to 9937.00 region

Support is at 9641.00 to 9625.00 and the 9542.00 to 9526.00 region. Below that buyers should appear near 9445.00 to 9429.00 and the 9347.00 to 9316.00 region , which should contain decline
No change to posture ...

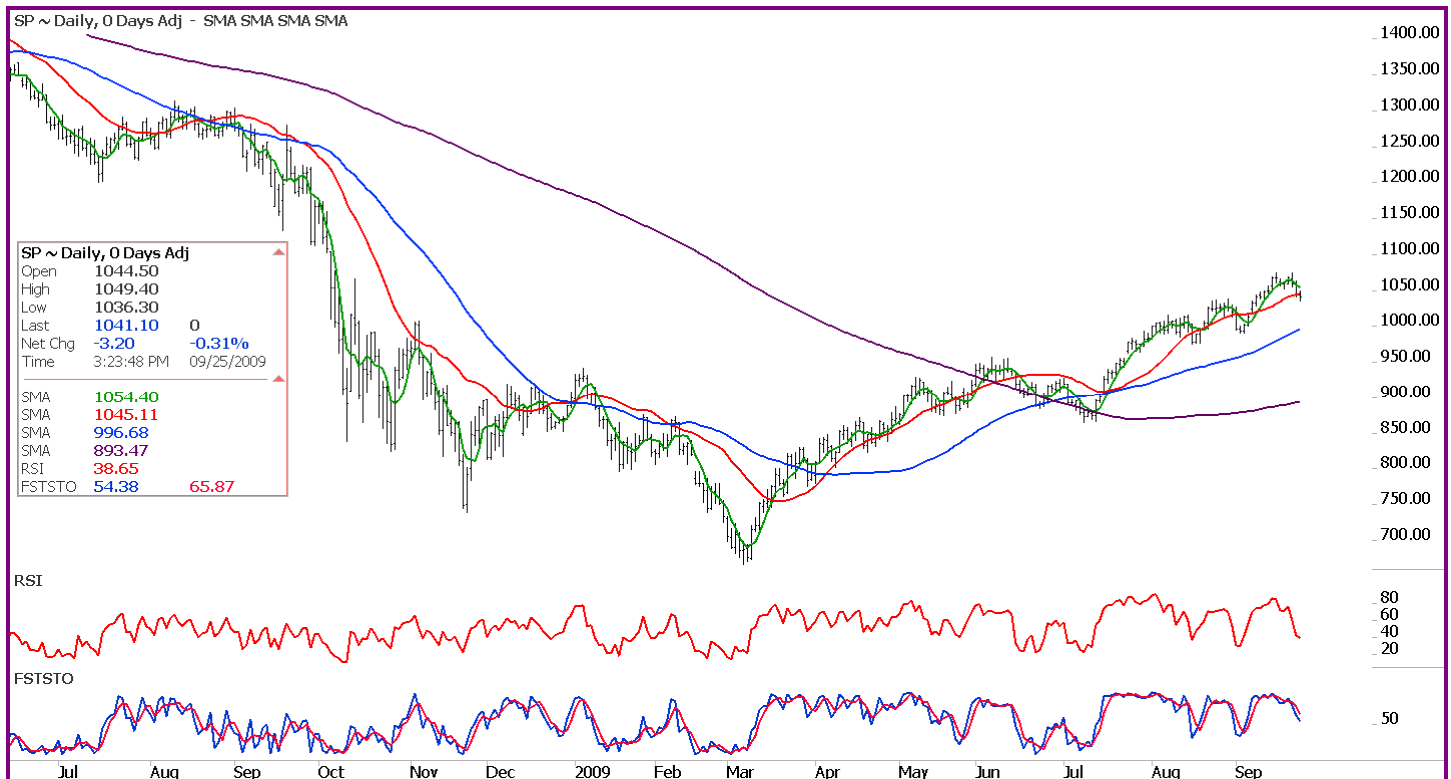




DEC SP500

Resistance should appear near 1047.00 , an extended trade , or close over is friendly and augurs for a test of and the 1058.00 to 1068.00 region..

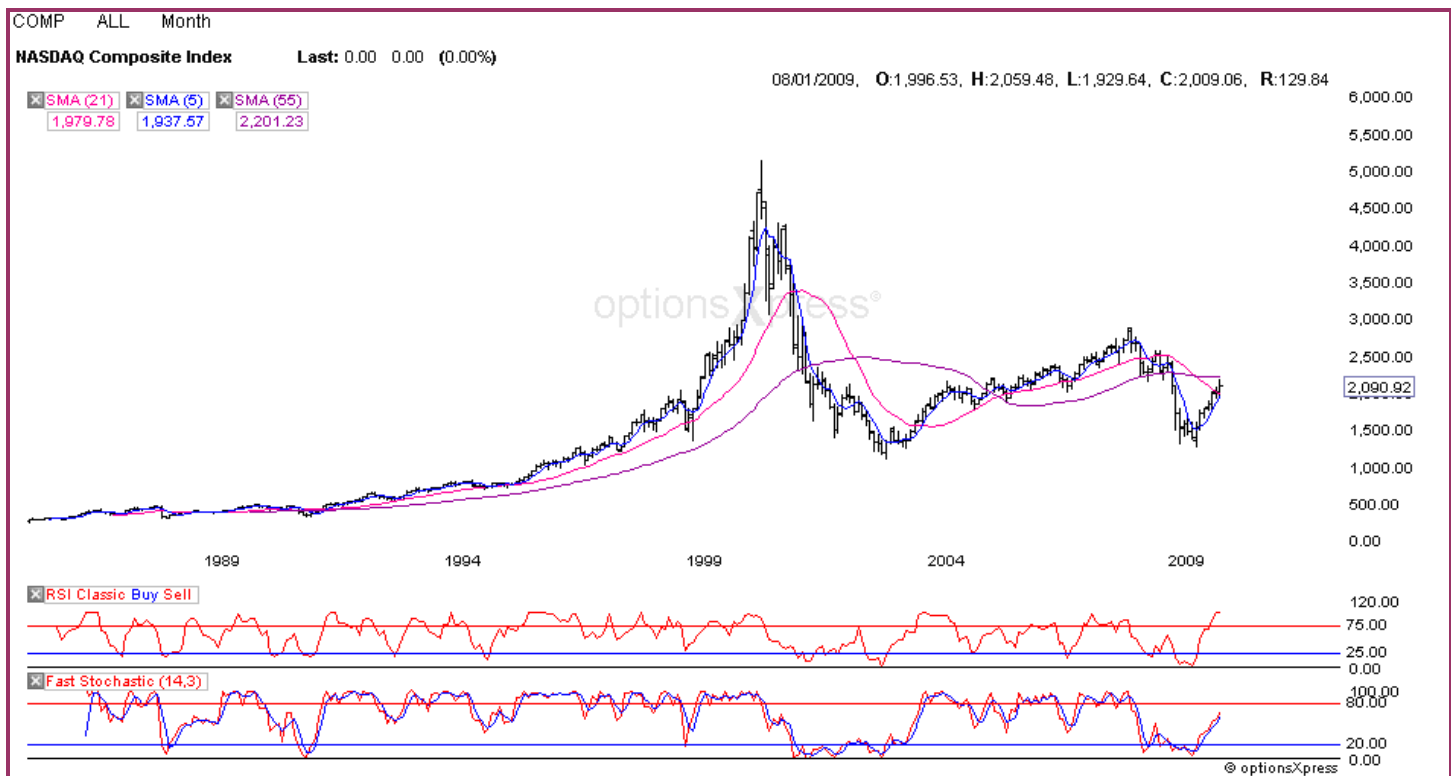
Support should appear near 1036.00 to 1032.00 and 1018.50... BW Traders can buy a 1025.30 and hold for higher prices. risk a close under 1018.50 for three days in a row.. Below that buyers should appear near 1005 to 1000.00 and contain a decline...



NASDAQ COMPOSITE

Resistance should appear near 2126.00 to 2134.00 and the 2170.00 to 2185.00 region

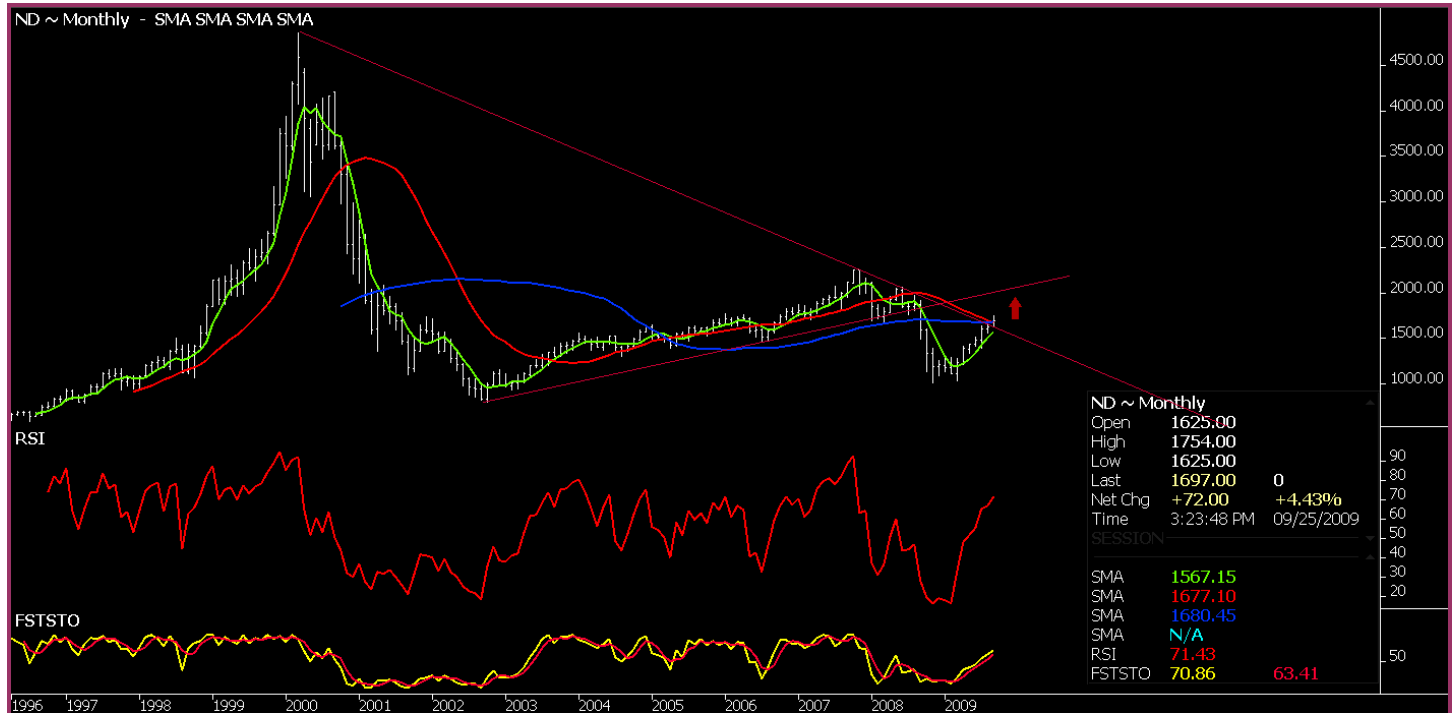
Support should appear near 2089.00 to 2808.80 and the 2042.00 to 2034.00 region. Buy Dips.



DEC MINI NASDAQ 100

Resistance should appear near 1731.00 to 1738.00 and the 1774.00 to 1780.00 region.

Support should appear near 1672.00 and the 1655.00 to 1642.00 region. Below that Buyers should appear near 1628.50, Traders can buy at 1673.00 for a bounce and hold for higher prices.. Risk a close under 1639.00 for three days in a row...



DEC MINI RUSSELL 2000

Support should appear near 588.00 to 585.50. Traders can buy at 588.90 and hold for higher prices... Below that buyers should appear near 580.50 to 579.20 and the 572.90 to 571.60 region
Resistance should appear near 602.30 to 603.50. Beyond that a test of 610.10 to 611.30 and the 616.50 to 619.00 region is likely to occur... A close over is friendly and augurs for a test of 625.70 to 6237.00 and eventually the 633.70 to 635.00 region.

Traders should not rule out a test of 657.70 to 659.10, Stay tuned for Flashes and Updates

**DEC 30 YEAR BOND**

Resistance should appear near 121-07... Beyond that a test of 121-21 and 122-07 is likely. Above that sellers should appear near 123-07 to 123-21 and cap a rally.

Support should appear near 120-07 and 119-21... Below that buyers should appear near 119-07 and 118-21, which should hold...



DEC 10 YEAR NOTE

Resistance should appear near 118-07 and 118-21. Beyond that sellers should appear near 119-07 and 119-21...

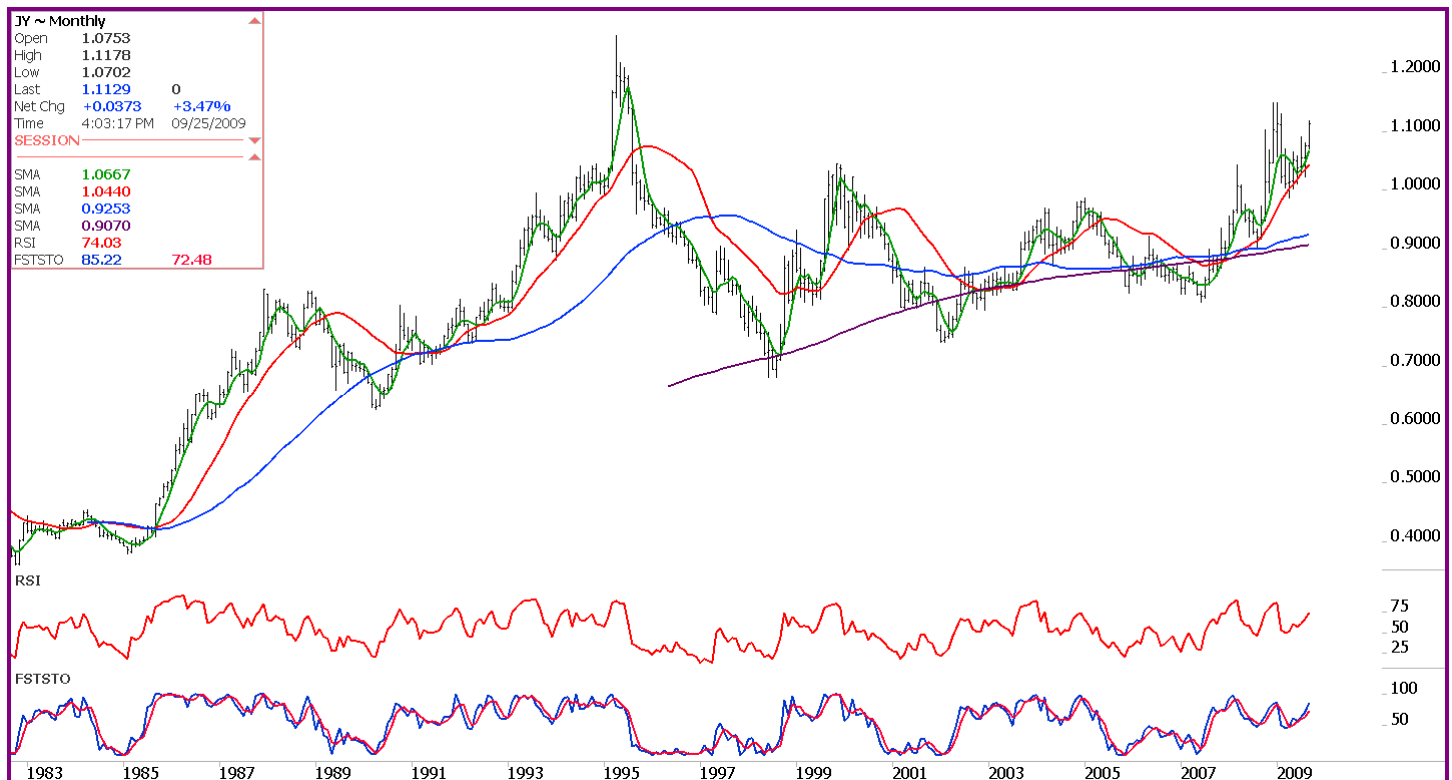
Support is at 117-21 and 117-07. Below that buyers should appear near 116-21 and 116-07 which should contain a decline.



Forex Traders Should Stay Tuned for Additional Recommendations via Flashes and Updates.**The Frenzied Forex Front****DEC JAPANESE YEN**

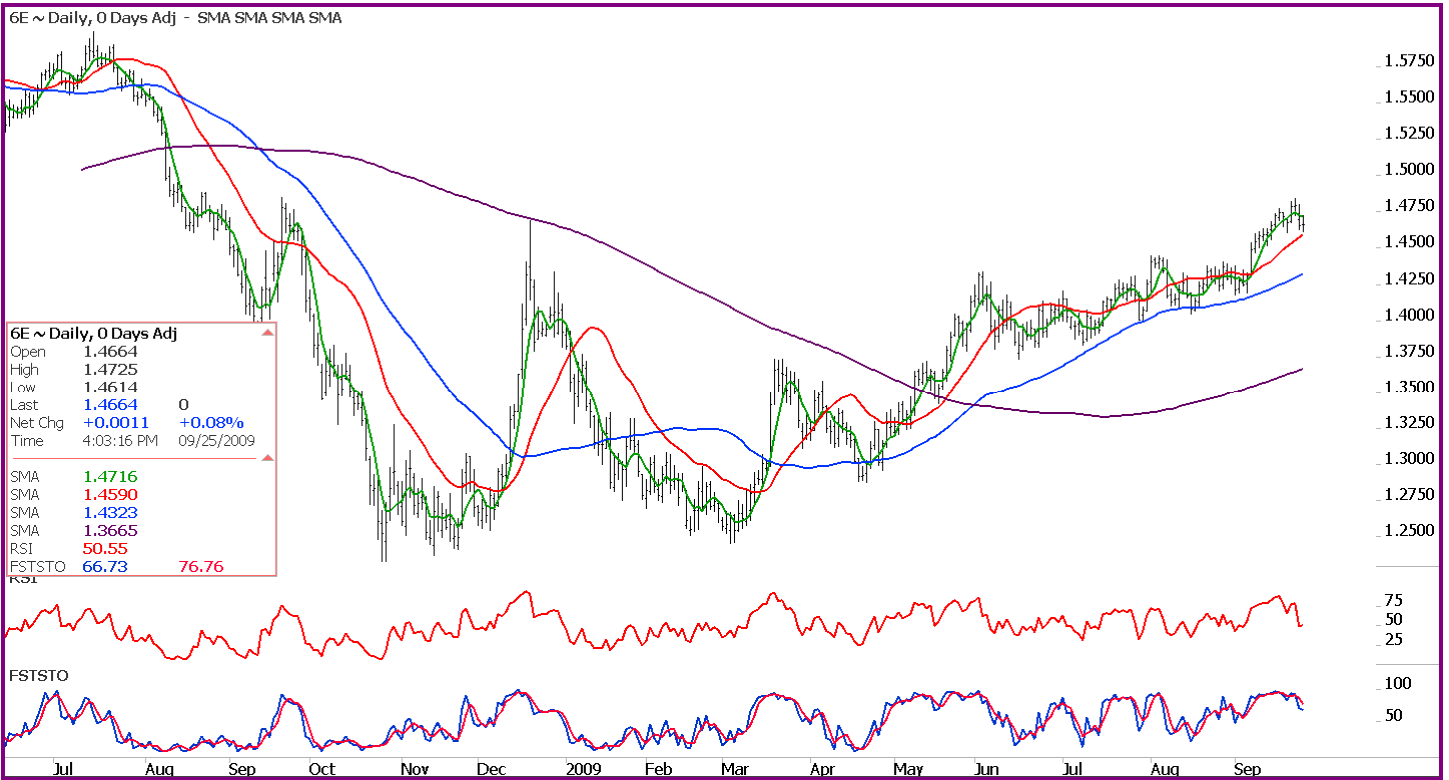
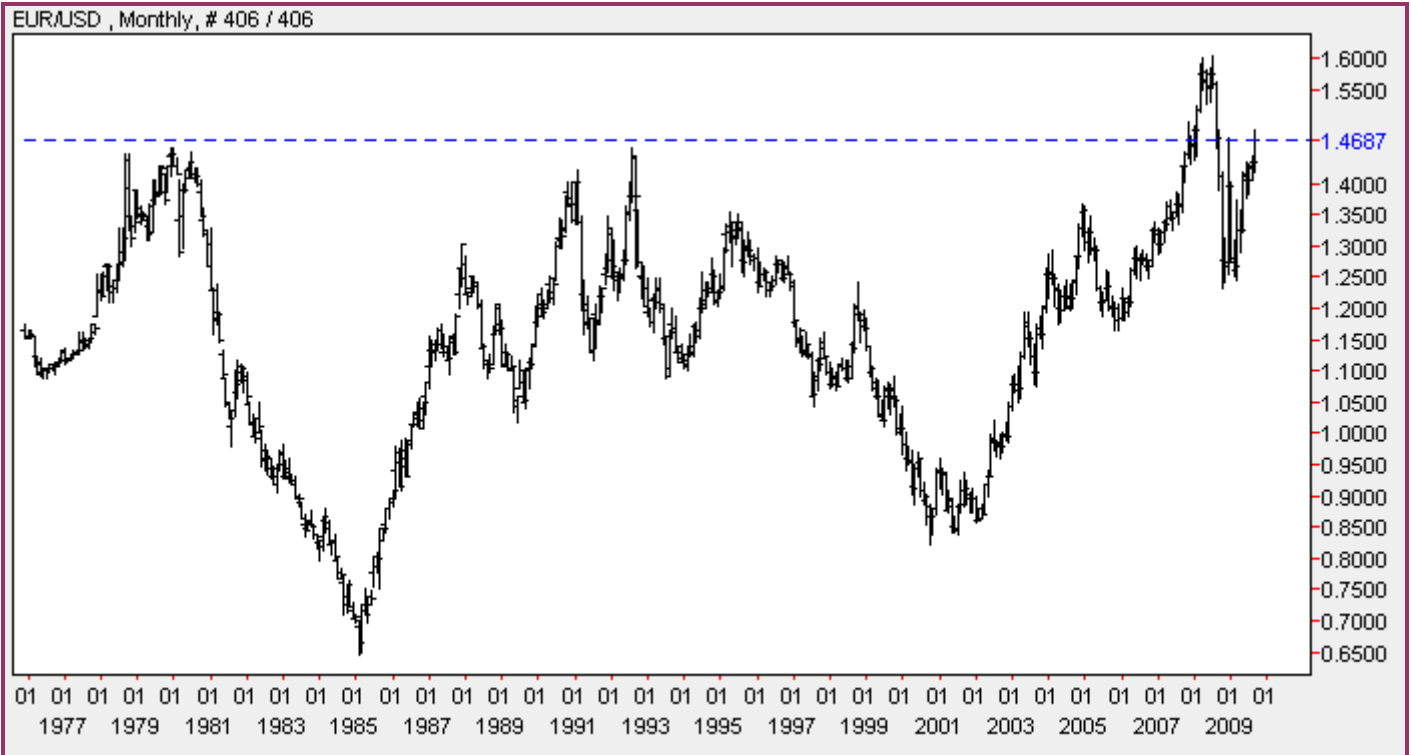
Resistance should appear near 11300 to 11360 and 11500.

Support should appear near 11010 to 10960 and 10820.

**DEC EURO CURRENCY**

Support should appear near 14590 to 14560 and 14530. Traders can buy at 14571 and hold for higher prices... Below that buyers should appear near 14450 and 14370.

Resistance should appear near 14715... Beyond that a test of 14840 to 14960 is likely. .



DEC SWISS FRANC

Resistance should appear near 9737 and the 9821 to 9837 region... Beyond that sellers should appear near 9921 to 9937 and the 10021 to 10037 region.

Support should appear near 9641 to 9625 and 9542 to 9526... Below that buyers should appear near 9542 to 9526 and the 9445 to 9429 region.

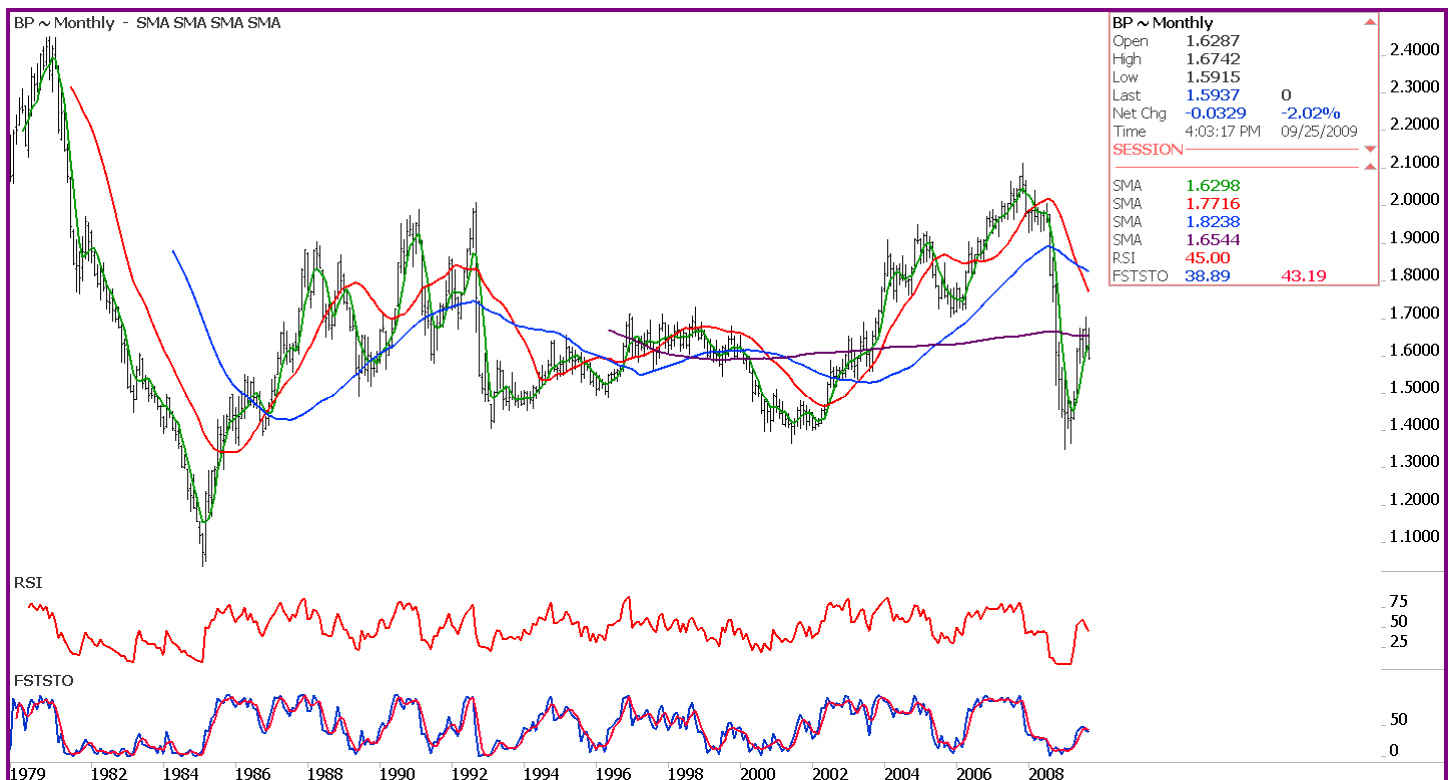




DEC BRITISH POUND

Resistance should appear near 16090 to 16150

Support should appear near 15760 to 15690

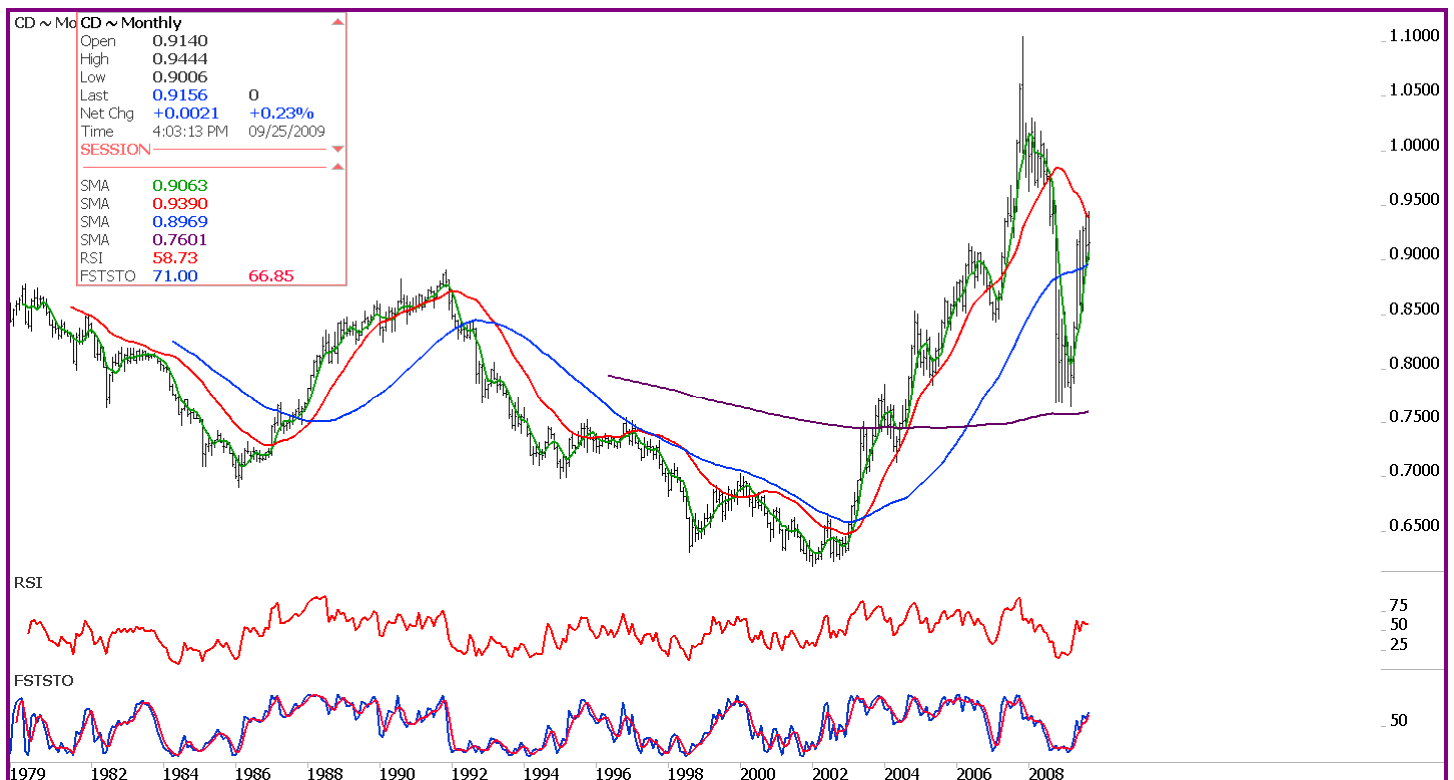




DEC CANADIAN DOLLAR

Resistance should appear near 9237 and the 9316 to 9347 region....

Support is at 9156 to 9140 and 9060 to 9044.





DEC AUSTRALIAN DOLLAR

Resistance should appear near 8667 to 8683. Beyond that a test of 8762 to 8777 is likely to occur...

Above that sellers should appear near 8856 to 8871.

Support should appear near 8589 to 8560... Traders can buy at 8591 and hold for higher prices...

Below that support should appear near 8499 to 8484 and the 8407 to 8391 region....



Traders Should Stay Tuned for Additional Recommendations via Flashes and Updates.

Precious Metals

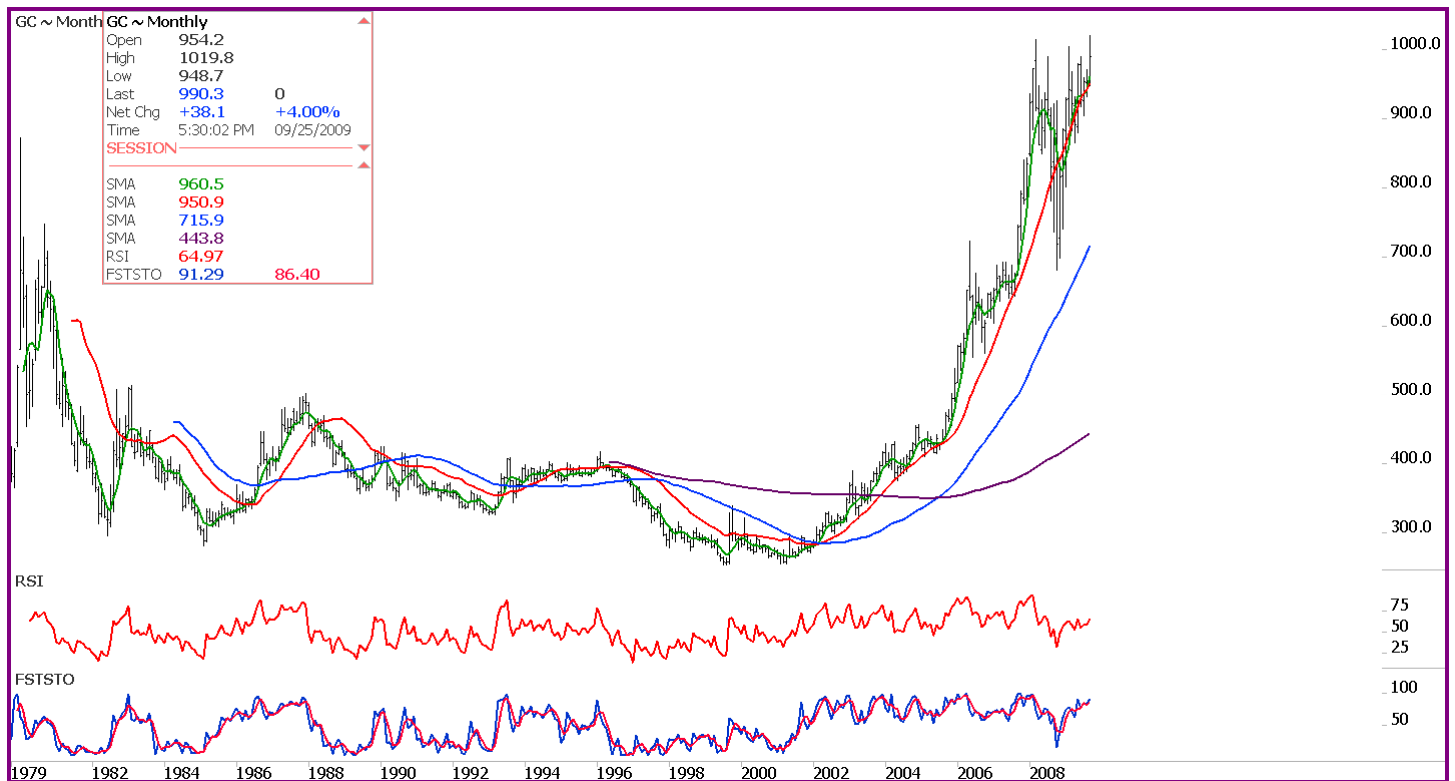
DECEMBER GOLD

Resistance should appear at 992.1 to 993.7 and the 1002.1 to 1003.7 region. Beyond that sellers should appear near 1010.4 to 1013.6 .

Beyond that sellers should appear near the 1032.00 to 1036.00 region, which should cap a rally.

Support is near 983.7 to 982.1 and the 973.7 to 970.6 region... Which should contain a decline...

Below that buyers should appear near 954.1 to 952.6

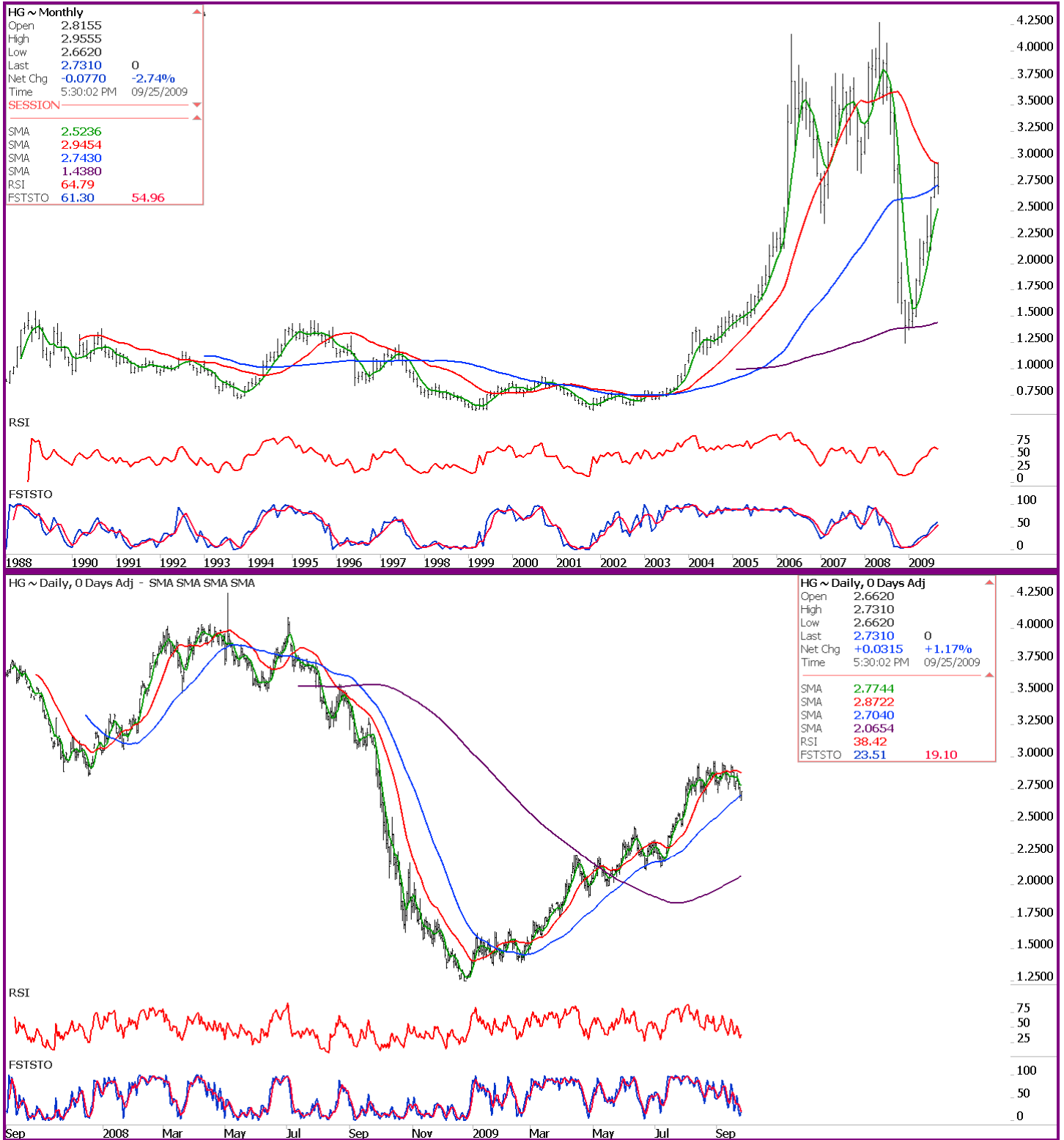




DEC COPPER

Support should appear near 27240 to 27180 and the 26720 to 26630 region...Below that buyers should appear near 26200 to 26210 and contain a decline.

Resistance should appear near 27580 to 27750 and the 28200 to 28290 region. Beyond that as test of 28740 to 28730 is likely. .



DEC SILVER

Support should appear near 1576 to 1569 and the 1535 to 1529 region... Which should contain a decline...

Resistance is at 1609 to 1615 and the 1642 to 1655 region. Beyond that sellers should appear near the 1689 to 1696 region.

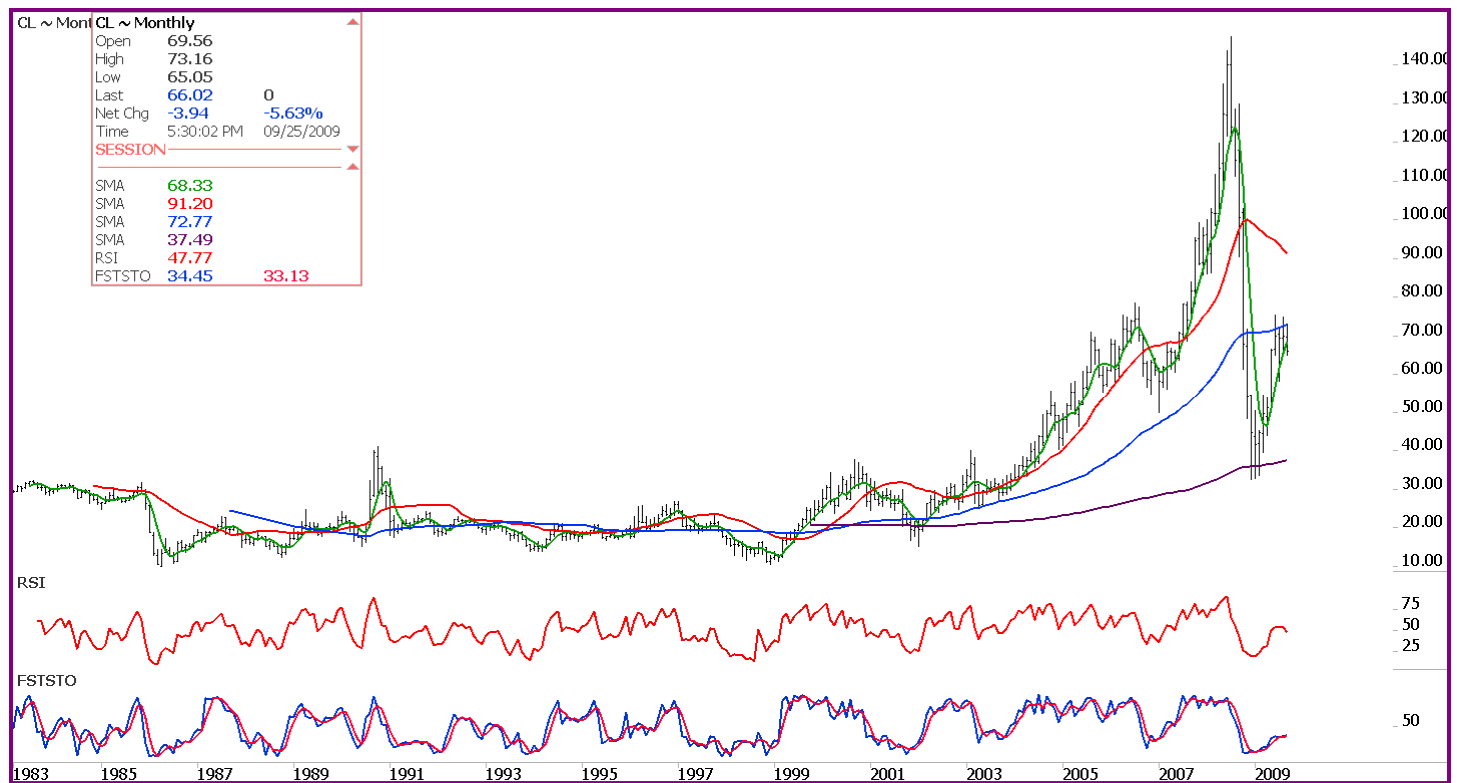


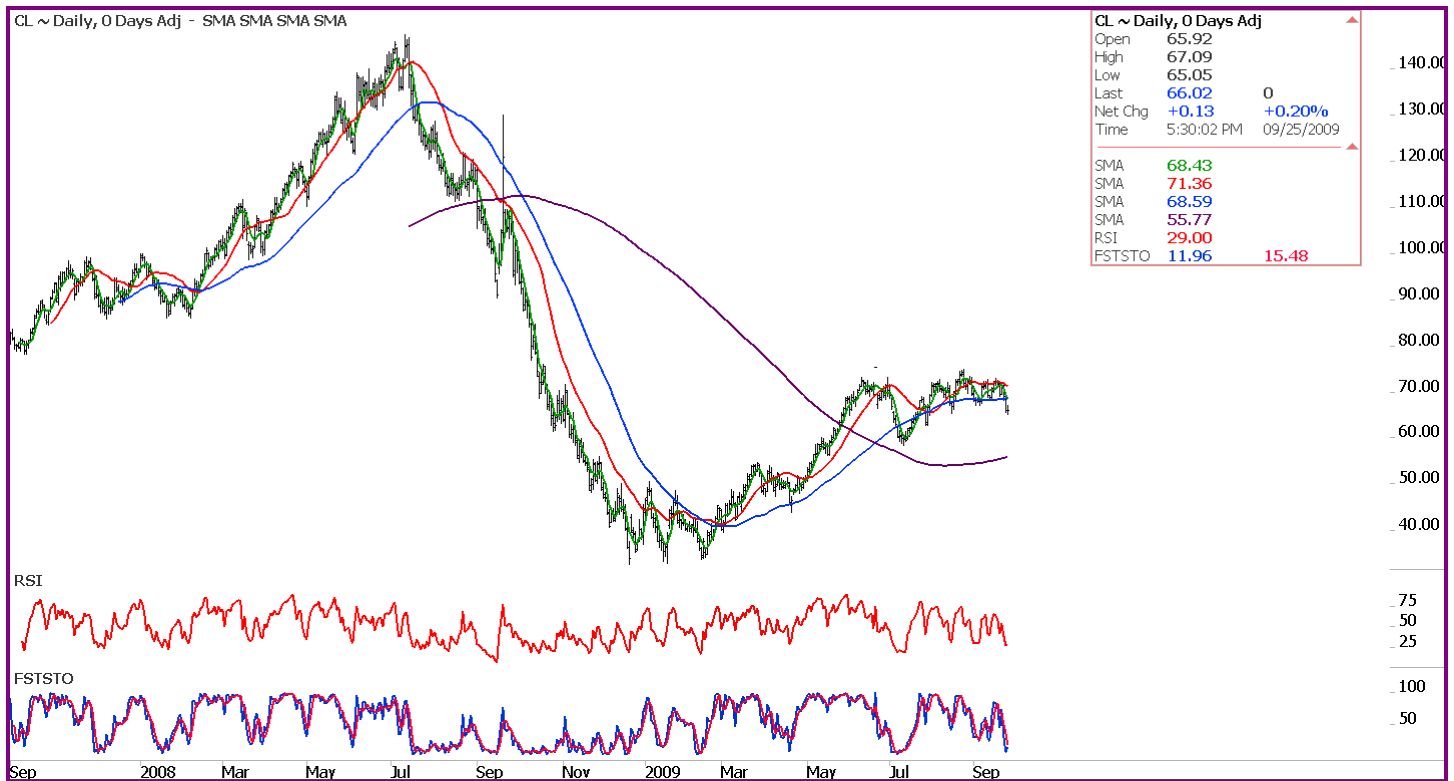
The Exciting Energies

NOVEMBER CRUDE OIL

Support should appear near 6591 to 6577 and the 6509 to 6483 region. Below that buyers should appear near 6430 to 6417 and the 6350 to 6337 region....

Resistance should appear 6659 to 6673 and the 6743 to 6755 region. Beyond that a test of 6906 to 6919 and the 7074 to 7088 region is likely...





NOVEMBER UNLEADED GAS

Support should appear near 16150 to 16090 and the 15760 to 15890 region. Below that buyers should appear near 15350 to 15290 and the 14960 to 14840 region

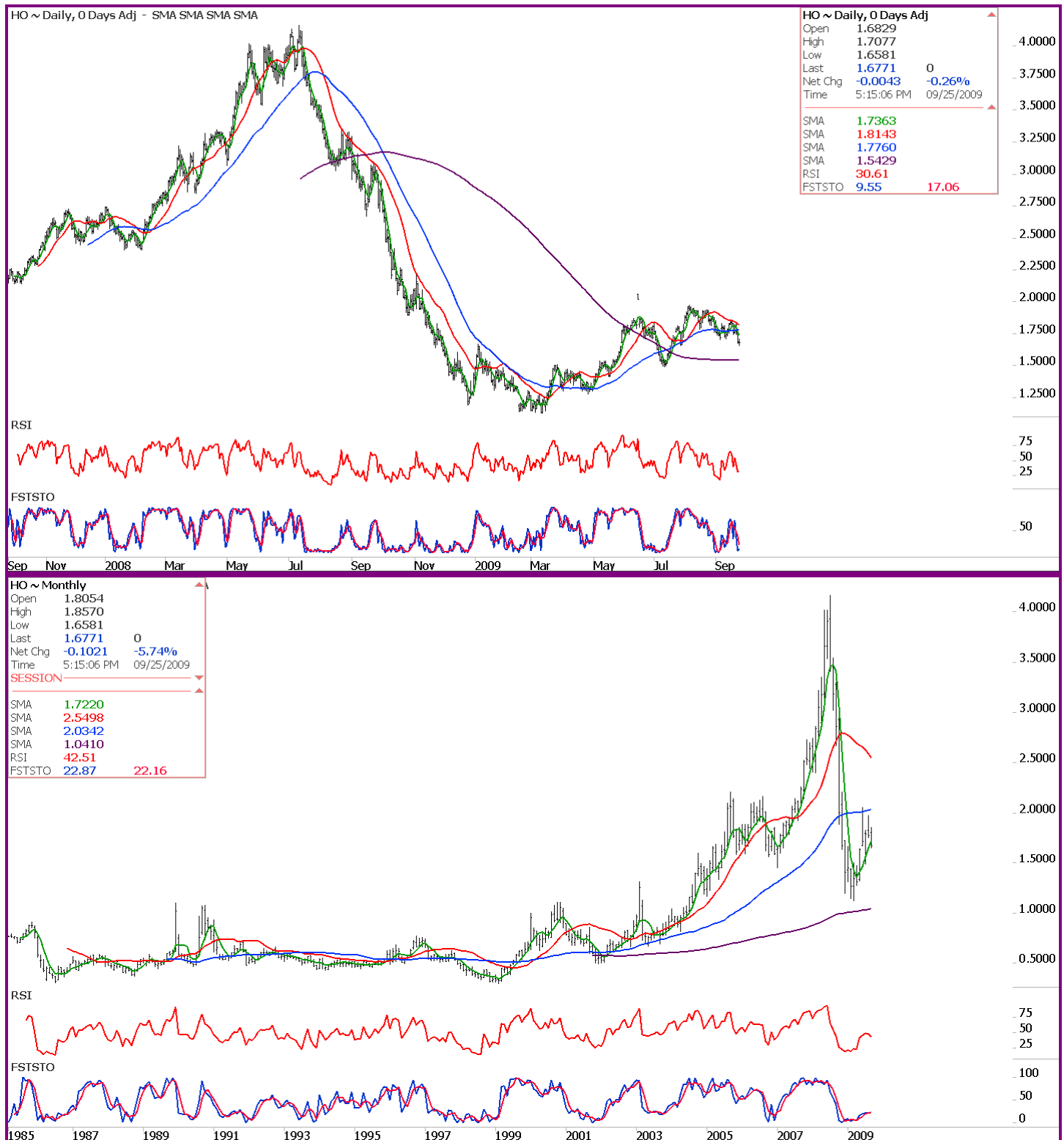
Resistance should appear near 16420 to 16550 and the 16890 to 16960 region. Above that sellers should appear near 17310 to 17380 and should cap a rally..



NOVEMBER HEATING OIL

Support should appear at 16960 to 16890 and the 16550 to 16420 region

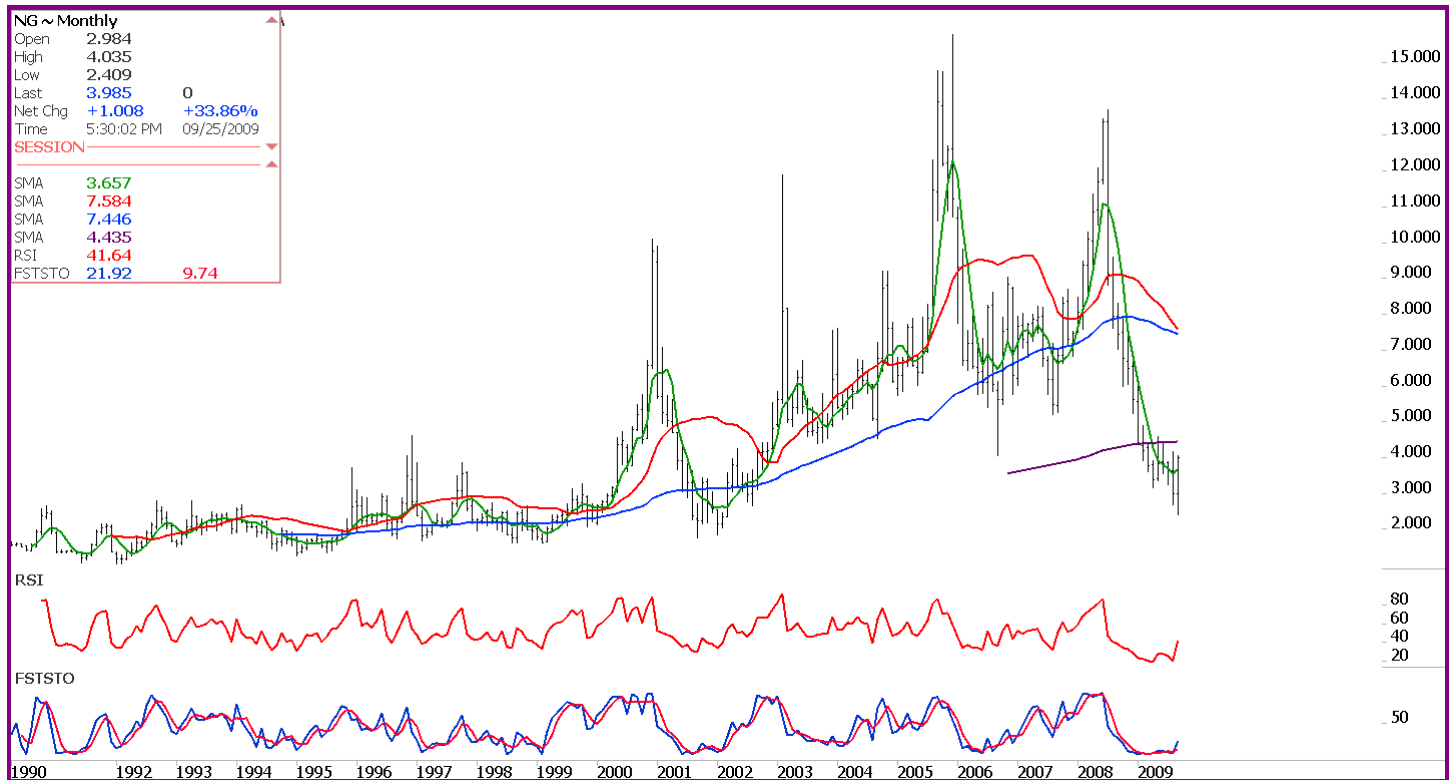
Resistance should appear near the 17310 to 17380 , an extended trade over is friendly and augurs for a test of 17740 to 17800 and eventually the 18080 to 18220 region.

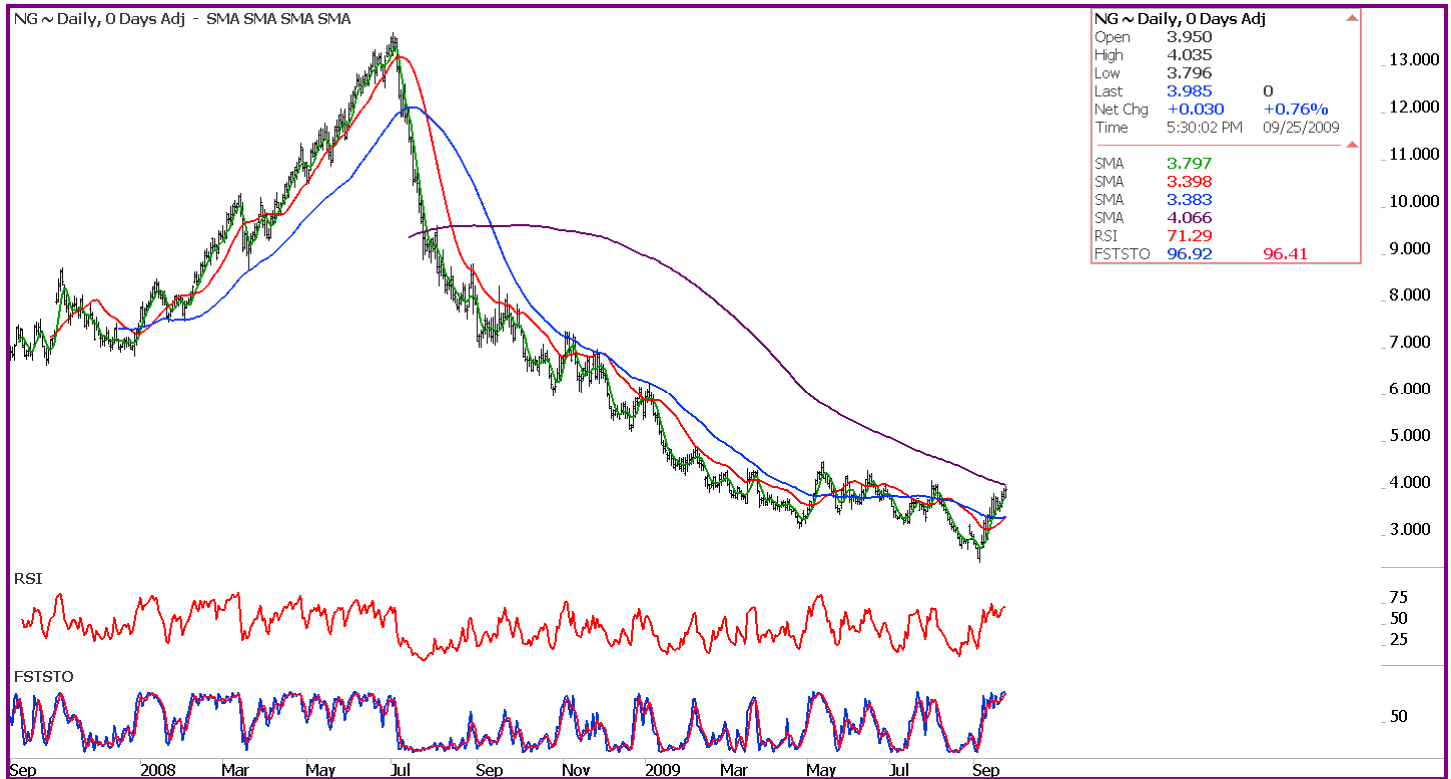


NOVEMBER NATURAL GAS

Support should appear at 4856 to 4845 and the 4717 to 4695 region. Below that buyers should appear near 4650 to 4639 and the 4446 to 4425 region. Which should hold..

Resistance should appear near 4973 to 4995 and the 5056 to 5067 region .. Beyond sellers should appear near 5553 to 5577 and cap a rally Trade Accordingly





-A Ship in Harbor is Safe...But that is not what ships are built for --

Happy Trading!

Bill wil@futurescom.com USA and Canada 1-866-409-3890 Intl 01-772-344-5616

Sunday September 27, 1:00 PM South Florida Beach Time



THIS PUBLICATION IS SUBJECT TO REVISIONS AND CONTAINS THE VIEW AND OPINIONS OF THE AUTHOR, EXCEPT WHERE OPINIONS ARE ATTRIBUTED TO OTHER SOURCES. WRITTEN PERMISSION IS REQUIRED PRIOR TO ANY DISTRIBUTION OR REPRODUCTION. FUTURES TRADING IS RISKY AND CAN CAUSE SUBSTANTIAL FINANCIAL LOSS. THE USE OF OPTIONS AND OPTION TRADING INVOLVES A HIGH DEGREE OF RISK. THE USE OF STOPS MAY NOT LIMIT LOSSES TO INTENDED AMOUNTS. SPREAD POSITIONS MAY NOT BE LESS RISKY THAN OUTRIGHT FUTURES POSITIONS. PAST RESULTS ARE NOT NECESSARILY INDICATIVE OF FUTURE RESULTS. SOURCES ARE BELIEVED TO BE RELIABLE BUT NO ASSURANCE IS MADE FOR ACCURACY. ADDITIONAL RISK DISCLOSURE IS AVAILABLE.

Bi-Weekly Financial open positions as of 09-26-2009

LONG DEC SP500 991.90

LONG 2 DEC MINI NASDAQ 1707.25 avg

LONG DEC MINI RUSSELL 613.10

LONG DEC BRITISH POUNDS 16557